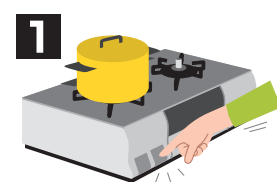



Beware of aftershocks and power outages when resetting the gas meter.

Resetting the gas meter

- If there is a gas leak or you smell gas, do not try to reset the meter to use gas again. Contact your LP gas shop or the emergency contact address.
- If the display does not say the gas shutoff was caused by an earthquake, contact your LP gas shop for an inspection.



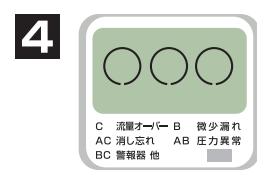
- **Close all appliance valves.**
- Check that all unused gas valves are in the closed position.



- Press the reset button on the left side.
- The “ガス止 (Gas Supply Stopped)” message goes out.



- Letters on the LCD and the lamp begin flashing.
- Wait for **one minute**.
- *The reset button may have a lamp on some meters.



- The letters on the LCD and the lamp go out.
- Reset is complete.
- Gas can be used again.

*If your gas supply is not available after you complete the reset steps (“ガス止(Gas Supply Stopped)” is displayed again), do not repeat the reset procedure. Contact your LP gas shop for an inspection.

Precautions when using gas appliances during a power outage

- During a power outage ventilation fans will not work, so there is a risk of CO poisoning. Make sure there is proper ventilation by opening a window when using a gas appliance. Small instantaneous gas water heaters have a large combustion capacity, so they especially need proper ventilation.
- The lack of light during a power outage may make it difficult to see, so be especially careful when using a gas appliance.

Gas appliances using a 100 V power source

Appliances that use a 100 V power source such as water heaters and heating equipment cannot be used during a power outage.

For gas water heaters, the hot water or bath water temperature will return to the default setting when a power outage occurs. When using a gas water heater for the first time after a power outage, double-check the temperature setting.

Be careful of frozen water pipes on gas water heaters

When a power outage lasts for a long time or a circuit breaker trips, the electric heater that prevents water pipes from freezing on a gas water heater will not work. If there is a risk of frozen water pipes, close the water supply valve (tap water valve) and drain any water remaining inside the water heater.

Check your gas water heater’s instruction manual for how to drain water from the heater.

LP gas safety guide in the event of an earthquake

For safe and secure use



What to do in the event of an earthquake

Contact details in case of LP gas emergencies!

Contact address

Tel.

Contact in an emergency is available 24 hours a day.

LP gas shop

What to do when an earthquake strikes!


Protect yourself!

- First of all, make sure you're safe. (Shelves or things stored on them can fall on you, so wait for the earthquake to stop.)

Your own safety comes first



When the tremors stop



Extinguish all flames!

- If you were using any gas appliances, close their valves after the tremors stop.
- When a strong earthquake (over 5 on the Japanese shindo scale) strikes while gas is in use, the gas meter shuts off the gas supply automatically. (If gas was not in use, the gas supply is not shutoff.)

What to do after an earthquake occurs

In the event of a gas leak or before evacuating

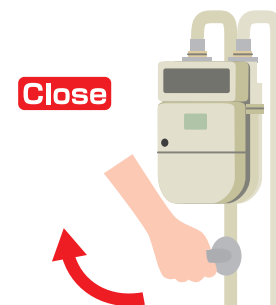
- If there is a gas leak or you smell gas, do not use any gas. Close all appliance and other gas valves, the gas meter valve and gas cylinder valve. Contact your LP gas shop or the emergency contact address.
- Before evacuating, close all appliance and other gas valves, the gas meter valve and cylinder valve.

Check the situation

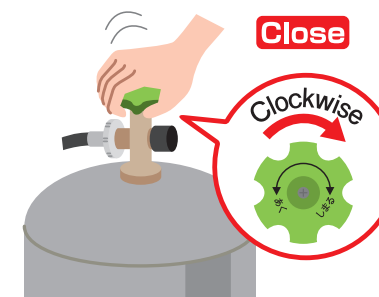
Gas valve



Gas meter valve



Gas cylinder valve



* Inspections will be conducted in sequence to check for gas leaks and inspect gas cylinders in areas where houses and buildings have been damaged. Please cooperate with these inspections.

Check for safety when using gas again

It is dangerous to use gas at these times.

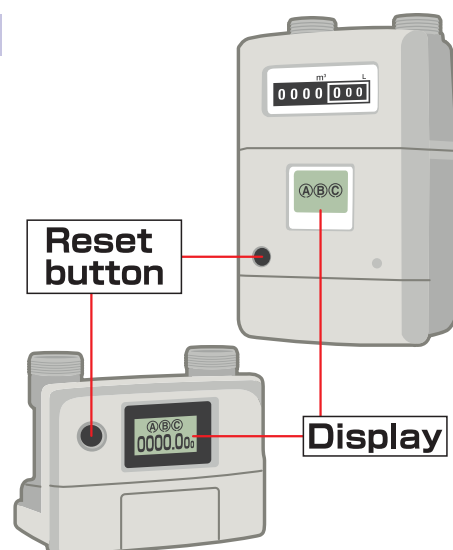
Check for gas leaks or the smell of gas!

If there is a gas leak or you smell gas, do not use any gas. Close all appliance and other gas valves, the gas meter valve and gas cylinder valve. Contact your LP gas shop or the emergency contact address.

Check your gas appliances for damage!

If a gas appliance is damaged, do not use it. Contact the appliance manufacturer for repairs.

If the gas supply is shutoff, check the display on the gas meter.



Gas meter (micon meter) functions and display

- If a strong earthquake (over 5 on the Japanese shindo scale) occurs while the gas is in use, the gas supply is shut off automatically. If gas was not in use, the gas supply is not shut off.
- If there is abnormal gas flow or pressure due to a damaged pipe or detached rubber hose, the meter will automatically shut off the gas supply and display the reason for the shutoff.



When an earthquake of intensity 5 or greater occurs during gas use.



When gas continues to be used for a long time, such as when an appliance hasn't been turned off.



When there is quite a lot of gas flowing, such as when a rubber hose has come off.

* If a gas alarm and gas meter are linked, when an alarm sounds the display will be the same when an earthquake gas shutoff has occurred.